

Model 537

KUNKLE

ASME Section IV, Low Pressure Steam and Hot Water Boilers, 'HV', National Board Certified, Safety Valves

Features

- **Extra heavy construction** provides long life.
- **Top guided disc assembly** incorporates resilient seal in seating area.
- **An isolating diaphragm** protects working parts from corrosion caused by discharged liquid.
- **Pivot between disc and spring** corrects for misalignment and compensates for spring side thrust.
- **These safety relief valves serve the dual purpose** of relieving (1) overpressure created by thermal expansion under normal 'on and off' firing conditions, and (2) overpressure in the form of *water* or *steam* created in over-firing due to failure of electrical or other controls.

Applications

Hot water boiler, heat exchangers and generators.

Pressure and Temperature Limits

15 to 160 psig
-20° to 250°F



tyco / Flow Control

Total Flow Control Solutions™

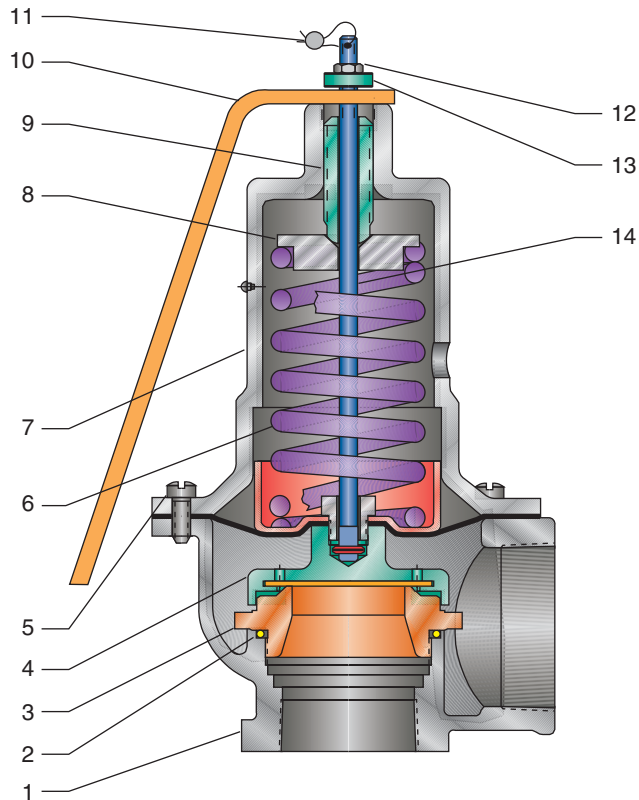
Kunkle is either a trademark or registered trademark of Tyco International Services AG or its affiliates in the United States and/or other countries. All other brand names, product names, or trademarks belong to their respective holders.

Model 537

Parts and Materials

Model 537

No.	Part Name	Materials
1	Body	<i>i</i>
2	Seat O-ring	BUNA-N ²
3	Seat	Bronze, B584 Alloy 84400
4	Disc Holder	Bronze, B584 Alloy 84400
	Insert	Ethylene Propylene (EPDM)
	Diaphragm	BUNA-N/Nylon
5	Guide	Brass, B36 Alloy C26000
	Screw	SS
6	Spring	SS, A313-631
7	Bonnet	<i>i</i>
8	Spring Step	Brass, B16
9	Compression Screw	Brass, B16
10	Lever	Steel, Zinc Plated
11	Seal and Wire	Lead seal and SS wire
12	Lift Washer Nut	SS
13	Lift Washer	SS
14	Stem	SS, A479-316
	Spring Pin	SS
	Disc Locknut	Brass

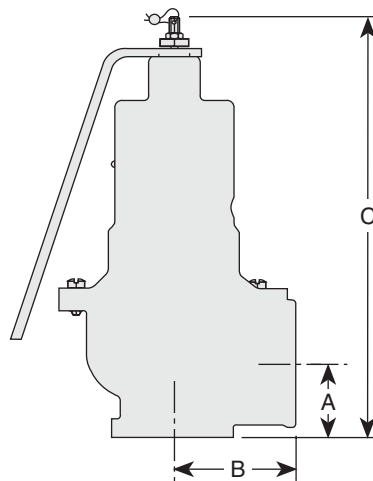


Specifications

Size		Dimensions, in			Weight (lb)
Inlet	Outlet	A	B	C	
3/4"	1"	15/16	17/8	6 1/8	2
1"	1 1/4"	15/16	2 3/8	7 1/8	5
1 1/2"	2"	1 3/4	2 15/16	10 1/8	12
2"	2 1/2"	2 1/8	3 9/16	11 3/4	22

Notes

- 3/4" and 1": Bronze, B584 Alloy 84400
1 1/2" and 2": Cast Iron, A126 Class A/B
- D and E orifice sizes have an integral seat.
G and H orifice sizes have a BUNA-N O-ring.

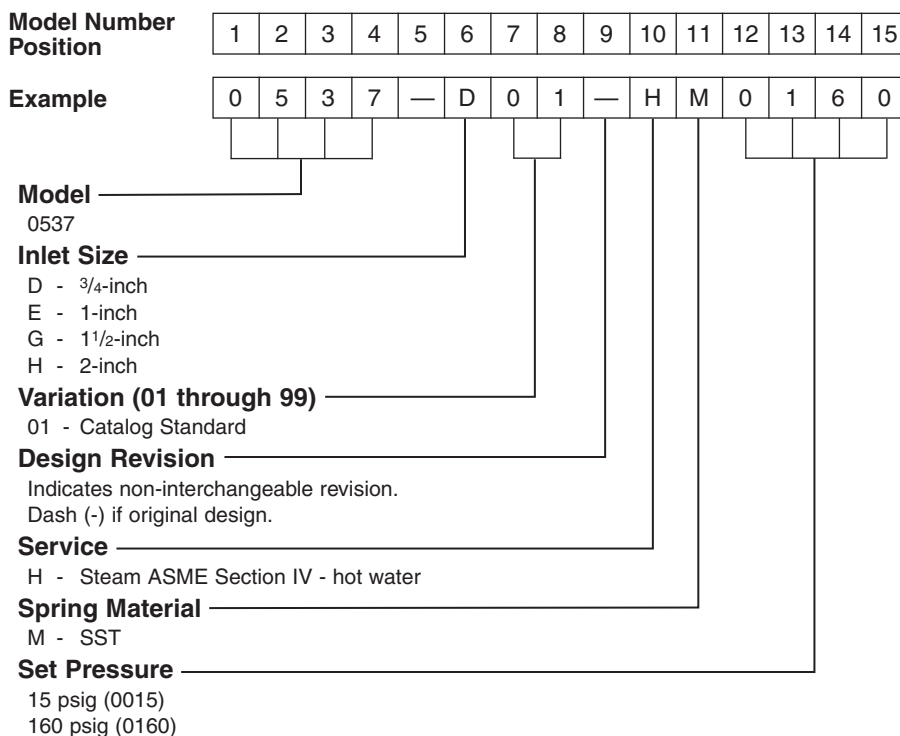


Model 537

ASME Section IV Steam (Hot water boiler)

Set Pressure (psig)	Orifice Area, in ²							
	3/4"		1"		1 1/2"		2"	
	(0.533 in ²) lb/h	BTU/h	(0.833 in ²) lb/h	BTU/h	(1.767 in ²) lb/h	BTU/h	(3.142 in ²) lb/h	BTU/h
15	690	689608	1078	1077755	2286	2286186	4065	4065193
20	811	811173	1268	1267744	2689	2689200	4782	4781814
30	1054	1054304	1648	1647721	3495	3495227	6215	6215055
40	1297	1297435	2028	2027699	4301	4301254	7648	7648296
50	1541	1540566	2408	2407677	5107	5107281	9082	9081537
60	1784	1783697	2788	2787655	5913	5913308	10515	10514779
70	2027	2026828	3168	3167632	6719	6719335	11948	11948020
80	2270	2269959	3548	3547610	7525	7525362	13381	13381261
90	2513	2513090	3928	3927588	8331	8331389	14815	14814502
100	2756	2756221	4308	4307565	9137	9137417	16248	16247744
110	2999	2999352	4688	4687543	9943	9943444	17681	17680985
120	3242	3242483	5068	5067521	10749	10749471	19114	19114226
125	3364	3364049	5258	5257510	11152	11152484	19831	19830847
130	3486	3485614	5447	5447498	11555	11555498	20547	20547467
140	3729	3728745	5827	5827476	12362	12361525	21981	21980708
150	3972	3971876	6207	6207454	13168	13167552	23414	23413950
160	4215	4215007	6587	6587432	13974	13973579	24847	24847191

Model Number/Order Guide



Model 537

Facility Phone: 828-669-3700

Tyco Valves & Controls

www.kunklevalve.com

Tyco Flow Control (TFC) provides the information herein in good faith but makes no representation as to its comprehensiveness or accuracy. This data sheet is intended only as a guide to TFC products and services. Individuals using this data sheet must exercise their independent judgment in evaluating product selection and determining product appropriateness for their particular purpose and system requirements. TFC MAKES NO REPRESENTATIONS OR WARRANTIES, EITHER EXPRESS OR IMPLIED, INCLUDING WITHOUT LIMITATION ANY WARRANTIES OF MERCHANTABILITY OR FITNESS FOR A PARTICULAR PURPOSE WITH RESPECT TO THE INFORMATION SET FORTH HEREIN OR THE PRODUCT(S) TO WHICH THE INFORMATION REFERS. ACCORDINGLY, TFC WILL NOT BE RESPONSIBLE FOR DAMAGES (OF ANY KIND OR NATURE, INCLUDING INCIDENTAL, INDIRECT, OR CONSEQUENTIAL DAMAGES) RESULTING FROM THE USE OF OR RELIANCE UPON THIS INFORMATION. Patents and Patents Pending in the U.S. and foreign countries. Tyco reserves the right to change product designs and specifications without notice.