

FLEXBLOW HOSES WITH MAGNETIC BASE



REPLACE OPEN PIPE OF DIAMETERS:



4 - 6 mm

1/8" - 1/4"

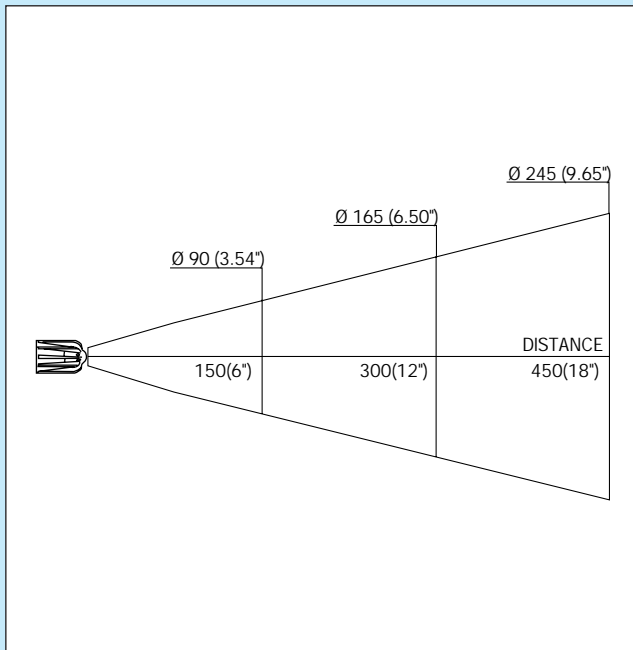
BENEFITS

Reduces the noise level	14 - 22 dB(A)
Decreases air consumption	18 - 41 %
Safety nozzle	Meets OSHA standards

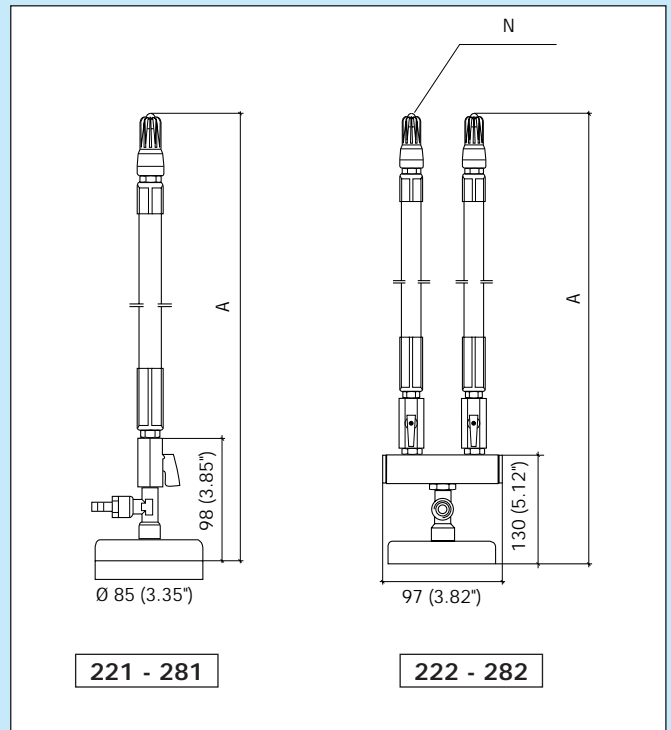
Silvent's flexblow hoses mounted on a magnetic base allow quick and easy setting of the correct blowing angle. The units are supplied with single or double flexblow hoses that maintain the desired position, even when blowing at high pressure. Available in 6 standard lengths with Silvent's 1/4" nozzle 208 as standard.

For applications requiring a broader air cone, the units can be delivered fitted with Silvent's 920 flat nozzle. In cases where magnetic attachment is not suitable, a special mounting plate is available. Meets OSHA safety requirements. Patented.

CONE PATTERN



DIMENSIONS



APPLICATIONS



Turning creates chips that must be continuously removed throughout the operation. The picture shows a single magnetic base Silvent 241 blowing away chips quietly and efficiently. The magnetic base combined with a flexblow hose provides maximum setting flexibility.



Above, an application with a double magnetic base Silvent 232. Blowing nozzles are used for blow-off in the turning of large diameter piston rods. The magnetic base fitted with flexblow hoses allows exact and easy setting of the blowing angle.

ACCESSORIES

Magnetic base with shut-off valve



The magnetic base is available for both single and double flexblow hoses (see adjustable flexblow hoses). The powerful magnet allows both vertical and horizontal attachment.

Material: Steel

Connection thread: Hose fitting 3/8"

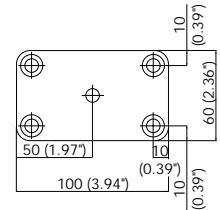
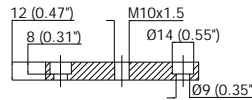
Order number: 2211 (single), 2222 (double)

Mounting plate



In cases where magnetic attachment is not suitable, the magnetic base can be replaced by mounting plate 2911 for fixed attachment.

Material: Steel



Order number: 2911

PRODUCT INFORMATION

ORDER NO./MODEL		221	231	241	251	261	281
Nozzle		208	208	208	208	208	208
A	mm	290	390	490	590	690	890
	"	11.42	15.35	19.29	23.23	27.17	35.04
N	pcs.	1	1	1	1	1	1

Replaces open pipe	mm	4	4	4	4	4	4
	"	1/8	1/8	1/8	1/8	1/8	1/8
Air consumption	Nm ³ /h	19	19	19	19	19	19
	scfm	11.2	11.2	11.2	11.2	11.2	11.2
Sound level	dB(A)	80	80	80	80	80	80
	N	3.5	3.5	3.5	3.5	3.5	3.5
Blowing force	oz	12.4	12.4	12.4	12.4	12.4	12.4
	°C	-20/+70	-20/+70	-20/+70	-20/+70	-20/+70	-20/+70
Max. temp.	°F	-4/+158	-4/+158	-4/+158	-4/+158	-4/+158	-4/+158
	g	835	870	915	950	985	1060
Weight	lbs	1.86	1.94	2.04	2.11	2.19	2.35
	mm	9	9	9	9	9	9
Connection slangsöckel	"	3/8	3/8	3/8	3/8	3/8	3/8
	Nozzle material						

222	232	242	252	262	282
208	208	208	208	208	208
366	466	566	666	766	966
14.41	18.35	22.28	26.22	30.16	38.03
2	2	2	2	2	2

6	6	6	6	6	6
1/4	1/4	1/4	1/4	1/4	1/4
38	38	38	38	38	38
22.4	22.4	22.4	22.4	22.4	22.4
83	83	83	83	83	83
7.0	7.0	7.0	7.0	7.0	7.0
24.7	24.7	24.7	24.7	24.7	24.7
-20/+70	-20/+70	-20/+70	-20/+70	-20/+70	-20/+70
-4/+158	-4/+158	-4/+158	-4/+158	-4/+158	-4/+158
1230	1300	1390	1460	1530	1680
2.73	2.88	3.08	3.23	3.39	3.72
9	9	9	9	9	9
3/8	3/8	3/8	3/8	3/8	3/8
Zinc					

Additional information under: Technical specifications.

Maximum operating pressure: 1.0 MPa (143 psi)